

SUMMARY OF APPROPRIATIONS, ALLOTMENTS, OBLIGATIONS, DISBURSEMENTS AND BALANCES BY OBJECT OF EXPENDITURES
As at the Quarter Ending December 31, 2022

Department: Department of Labor and Employment (DOLE)
 Agency/Entity: Professional Regulation Commission
 Operating Unit: Central Office
 Organization Code (UACS): 16 008 0100000
 Fund Cluster: 01 Regular Agency Fund

	Current Year Appropriations
	Supplemental Appropriations
X	Continuing Appropriations

(e.g. UACS Fund Cluster: 01-Regular Agency Fund, 02-Foreign Assisted Projects Fund, 03-Special Account-Locally Funded/Domestic Grants Fund, and 04-Special Account-Foreign Assisted/Foreign Grants Fund)


Particulars	UACS CODE	Appropriations			Allotments			Obligations					Disbursements					Balances					
		Authorized Appropriations	Adjustments (Transfer To/From, Modifications/Augmentations)	Adjusted Appropriations	Allotments Received	Adjustments (Reductions, Modifications/Augmentations)	Transfer To	Transfer From	Adjusted Allotments	1st Quarter Ending March 31	2nd Quarter Ending June 30	3rd Quarter Ending Sept. 30	4th Quarter Ending Dec. 31	TOTAL	1st Quarter Ending March 31	2nd Quarter Ending June 30	3rd Quarter Ending Sept. 30	4th Quarter Ending Dec. 31	TOTAL	Unreleased Appropriations	Unobligated Allotments	Unpaid Obligations (15-20)+(23+24)	
																						Due and Demandable	Not Yet Due and Demandable
1	2	3	4	5=(3+4)	6	7	8	9	10=[(6+)-(7)-8+9]	11	12	13	14	15=[(11+12+13+14)]	16	17	18	19	20=(16+17+18+19)	21=(5-10)	22=(10-15)	23	24
SUMMARY		0.00	82,291,311.62	82,291,311.62	0.00	242,765,811.62	(160,474,500.00)	0.00	82,291,311.62	5,362,313.74	10,053,470.89	37,726,847.87	14,265,611.34	67,408,243.84	5,162,783.17	9,251,871.89	23,948,648.19	24,028,371.37	62,391,674.62	0.00	14,883,067.78	3,173,410.12	1,843,159.10
I. CONTINUING APPROPRIATIONS		0.00	82,291,311.62	82,291,311.62	0.00	242,765,811.62	(160,474,500.00)	0.00	82,291,311.62	5,362,313.74	10,053,470.89	37,726,847.87	14,265,611.34	67,408,243.84	5,162,783.17	9,251,871.89	23,948,648.19	24,028,371.37	62,391,674.62	0.00	14,883,067.78	3,173,410.12	1,843,159.10
I. Agency Specific Budget		0.00	82,291,311.62	82,291,311.62	0.00	242,765,811.62	(160,474,500.00)	0.00	82,291,311.62	5,362,313.74	10,053,470.89	37,726,847.87	14,265,611.34	67,408,243.84	5,162,783.17	9,251,871.89	23,948,648.19	24,028,371.37	62,391,674.62	0.00	14,883,067.78	3,173,410.12	1,843,159.10
Maintenance and Other Operating Expenses		0.00	70,281,550.38	70,281,550.38	0.00	230,756,050.38	(160,474,500.00)	0.00	70,281,550.38	3,362,313.74	10,053,470.89	27,931,143.64	16,914,846.62	60,261,774.89	5,162,783.17	9,251,871.89	23,499,648.19	18,122,652.92	56,036,956.17	0.00	10,019,775.49	3,173,410.12	1,051,408.60
Traveling Expenses	5020100000	0.00	1,103,345.24	1,103,345.24	0.00	1,103,345.24	0.00	0.00	1,103,345.24	0.00	0.00	316,201.59	900,169.97	900,169.97	0.00	0.00	0.00	762,226.61	895,727.97	0.00	203,155.27	0.00	4,462.00
Traveling Expenses - Local	5020101000	0.00	879,384.91	879,384.91	0.00	879,384.91	0.00	0.00	879,384.91	0.00	0.00	5,705.00	48,915.63	529,367.75	2,611.00	26,344.00	104,546.36	538,926.28	672,427.64	0.00	202,435.27	0.00	4,462.00
Traveling Expenses - Foreign	5020102000	0.00	223,960.33	223,960.33	0.00	223,960.33	0.00	0.00	223,960.33	0.00	0.00	0.00	0.00	223,300.33	0.00	0.00	0.00	223,300.33	223,300.33	0.00	660.00	0.00	0.00
Training and Scholarship Expenses	5020200000	0.00	1,457,674.29	1,457,674.29	0.00	1,457,674.29	(369,000.00)	0.00	1,457,674.29	15,200.00	544,800.00	0.00	674,074.14	1,234,074.14	15,200.00	544,800.00	0.00	674,074.14	1,234,074.14	0.00	223,600.15	0.00	0.00
Training Expenses	5020201000	0.00	1,457,674.29	1,457,674.29	0.00	1,457,674.29	(369,000.00)	0.00	1,457,674.29	15,200.00	544,800.00	0.00	674,074.14	1,234,074.14	15,200.00	544,800.00	0.00	674,074.14	1,234,074.14	0.00	223,600.15	0.00	0.00
ICT Training Expenses	5020201001	0.00	120,000.03	120,000.03	0.00	120,000.03	0.00	0.00	120,000.03	0.00	120,000.00	0.00	0.00	120,000.00	0.00	120,000.00	0.00	0.00	120,000.00	0.00	0.03	0.00	0.00
Training Expenses	5020201002	0.00	1,337,674.26	1,337,674.26	0.00	1,337,674.26	(369,000.00)	0.00	1,337,674.26	15,200.00	424,800.00	0.00	674,074.14	1,114,074.14	15,200.00	424,800.00	0.00	674,074.14	1,114,074.14	0.00	223,600.12	0.00	0.00
Supplies and Materials Expenses	5020300000	0.00	20,805,065.18	20,805,065.18	0.00	26,755,065.18	(6,950,000.00)	0.00	20,805,065.18	1,070.71	227,353.50	11,869,737.32	4,893,392.10	16,791,533.63	1,670.71	78,553.50	10,313,602.32	5,153,726.56	15,546,953.03	0.00	4,013,511.55	201,285.00	1,043,315.60
Office Supplies Expenses	5020301000	0.00	4,531,735.55	4,531,735.55	0.00	5,661,735.55	(1,130,000.00)	0.00	4,531,735.55	0.00	7,085.00	3,044,583.32	501,018.00	3,552,666.32	0.00	7,085.00	2,768,783.32	596,818.00	3,372,686.32	0.00	979,049.23	0.00	180,000.00
ICT Office Supplies	5020301001	0.00	2,946,582.14	2,946,582.14	0.00	2,946,582.14	0.00	0.00	2,946,582.14	0.00	585,000.00	2,654,797.60	0.00	2,654,797.60	0.00	0.00	2,069,797.60	585,000.00	2,654,797.60	0.00	291,784.54	0.00	0.00
Office Supplies Expenses	5020301002	0.00	1,585,153.41	1,585,153.41	0.00	2,715,153.41	(1,130,000.00)	0.00	1,585,153.41	0.00	7,085.00	974,785.72	(83,982.00)	897,888.72	0.00	7,085.00	698,985.72	11,818.00	717,888.72	0.00	687,264.69	0.00	180,000.00
Accountable Forms Expenses	5020302000	0.00	44,700.00	44,700.00	0.00	44,700.00	0.00	0.00	44,700.00	0.00	0.00	0.00	0.00	0.00	0.00	0.00	0.00	0.00	44,700.00	0.00	44,700.00	0.00	0.00
Drugs and Medicines Expenses	5020307000	0.00	197,891.23	197,891.23	0.00	197,891.23	0.00	0.00	197,891.23	0.00	2,388.50	0.00	4,325.00	6,713.50	0.00	2,388.50	0.00	4,325.00	6,713.50	0.00	191,177.73	0.00	0.00
Fuel, Oil and Lubricants Expenses	5020309000	0.00	1,071.21	1,071.21	0.00	284,071.21	(283,000.00)	0.00	1,071.21	1,070.71	0.00	0.00	0.00	1,070.71	0.00	0.00	0.00	0.00	1,070.71	0.00	0.50	0.00	0.00
Semi-Expendable Machinery and Equipment	5020321000	0.00	14,298,072.27	14,298,072.27	0.00	18,835,072.27	(4,537,000.00)	0.00	14,298,072.27	0.00	148,800.00	7,739,859.00	4,080,749.10	11,969,408.10	0.00	0.00	6,771,524.00	4,133,283.50	10,904,807.50	0.00	2,338,664.17	201,285.00	863,315.60
Office Equipment	5020321002	0.00	178,021.20	178,021.20	0.00	178,021.20	0.00	0.00	178,021.20	0.00	0.00	0.00	0.00	0.00	0.00	0.00	0.00	0.00	0.00	0.00	178,021.20	0.00	0.00
Information and Communications Technology	5020321003	0.00	12,841,450.80	12,841,450.80	0.00	17,378,450.80	(4,537,000.00)	0.00	12,841,450.80	0.00	7,739,859.00	3,058,278.00	10,798,135.00	0.00	0.00	6,822,724.00	4,084,029.50	10,796,753.50	0.00	2,043,315.80	0.00	91,381.50	
Communications Equipment	5020321007	0.00	165,191.67	165,191.67	0.00	165,191.67	0.00	0.00	165,191.67	0.00	0.00	0.00	148,800.00	0.00	0.00	148,800.00	0.00	148,800.00	0.00	16,391.67	0.00	0.00	
Other Machinery and Equipment	5020321009	0.00	1,113,428.60	1,113,428.60	0.00	1,113,428.60	0.00	0.00	1,113,428.60	0.00	0.00	0.00	1,022,473.10	1,022,473.10	0.00	0.00	49,234.00	0.00	90,935.50	0.00	201,285.00	771,934.10	
Semi-Expendable Furniture, Fixtures and Books	5020322000	0.00	754,819.92	754,819.92	0.00	754,819.92	0.00	0.00	754,819.92	0.00	0.00	360,495.00	107,300.00	467,795.00	0.00	0.00	48,495.00	419,300.00	467,795.00	0.00	287,024.92	0.00	0.00
Furniture and Fixtures	5020322001	0.00	754,819.92	754,819.92	0.00	754,819.92	0.00	0.00	754,819.92	0.00	0.00	360,495.00	107,300.00	467,795.00	0.00	0.00	48,495.00	419,300.00	467,795.00	0.00	287,024.92	0.00	0.00
Other Supplies and Materials Expenses	5020399000	0.00	976,775.00	976,775.00	0.00	976,775.00	0.00	0.00	976,775.00	0.00	69,680.00	724,600.00	0.00	793,880.00	0.00	69,680.00	724,600.00	0.00	793,880.00	0.00	182,695.00	0.00	0.00
Utility Expenses	5020400000	0.00	1,277,220.55	1,277,220.55	0.00	2,781,220.55	(1,504,000.00)	0.00	1,277,220.55	0.00	8,021.87	1,269,198.68	0.00	1,277,220.55	0.00	8,021.87	0.00	1,269,198.68	1,277,220.55	0.00	0.00	0.00	0.00


This report was generated using the Unified Reporting System on null version.FAR1A.1.1 : Status : SUBMITTED


Department: Department of Labor and Employment (DOLE)
 Agency/Entity: Professional Regulation Commission
 Operating Unit: Central Office
 Organization Code (UACS): 16 008 0100000
 Fund Cluster: 01 Regular Agency Fund
 (e.g. UACS Fund Cluster: 01-Regular Agency Fund, 02-Foreign Assisted Projects Fund, 03-Special Account-Locally Funded/Domestic Grants Fund, and 04-Special Account-Foreign Assisted/Foreign Grants Fund)


	Current Year Appropriations
	Supplemental Appropriations
X	Continuing Appropriations

Particulars	UACS CODE	Appropriations			Allotments				Obligations					Disbursements				Balances						
		Authorized Appropriations	Adjustments (Transfer To/From, Modifications/ Augmentations)	Adjusted Appropriations	Allotments Received	Adjustments (Reductions, Modifications/ Augmentations)	Transfer To	Transfer From	Adjusted Allotments	1st Quarter Ending March 31	2nd Quarter Ending June 30	3rd Quarter Ending Sept. 30	4th Quarter Ending Dec. 31	TOTAL	1st Quarter Ending March 31	2nd Quarter Ending June 30	3rd Quarter Ending Sept. 30	4th Quarter Ending Dec. 31	TOTAL	Unreleased Appropriations	Unobligated Allotments	Unpaid Obligations (15-20)+(23+24)		
																						Due and Demandable	Not Yet Due and Demandable	
1	2	3	4	5=(3+4)	6	7	8	9	10=[(6+(-)7)+9]	11	12	13	14	15=(11+12+13+14)	16	17	18	19	20=(16+17+18+19)	21=(5-10)	22=(10-15)	23	24	
Other Machinery and Equipment	5090405099	0.00	0.00	0.00	0.00	0.00	0.00	0.00	0.00	0.00	0.00	0.00	0.00	0.00	0.00	0.00	0.00	0.00	0.00	0.00	0.00	0.00	0.00	0.00
GRAND TOTAL		0.00	82,291,311.62	82,291,311.62	0.00	242,765,811.62	(160,474,500.00)	0.00	82,291,311.62	5,382,313.74	10,053,470.89	37,728,847.87	14,255,611.34	67,438,243.84	5,162,783.17	9,251,871.89	23,348,648.19	24,028,371.37	62,391,674.62	0.00	14,843,067.78	3,173,410.12	1,843,159.10	

Certified Correct:

 WILMA T. UNANA
 Budget Officer
 Date: 2023-02-22 15:30:23

Certified Correct:

 RASETES E. RAZONABE
 Accountant
 Date: 2023-02-22 15:30:23

Recommending Approval:

 JOSE A. ABUNDO
 Director, PMFS
 Date: 2023-02-23 07:30:09

Approved By:

 GASITO A. ZAMORA
 Agency Head
 Date: 2023-02-23 10:08:59